

Welcome to the Colorado Prosecutorial Dashboards Project

In this periodic newsletter, we're sharing information and updates about the newly launched Colorado Prosecutorial Dashboards Project. The goal of the project is to develop data dashboards to assist District Attorneys' offices with tracking progress toward greater efficiency, effectiveness, and fairness.

Increasingly, prosecutors are expected to take proactive, engaged responses to community problems, reduce disparities in justice outcomes, build greater trust through community engagement, and increase prosecutorial transparency and accountability. This requires robust data-driven prosecutorial work.

The **Colorado Evaluation and Action Lab** (Colorado Lab) and the national **Prosecutorial Performance Indicators** are working with **eight prosecutors' offices** in Colorado to pilot the development and implementation of indicators, conduct analyses of disparities, and create internal-facing and external data dashboards. Following this initial phase, we will develop tools and infrastructure to scale use of the dashboards statewide.



We welcome and encourage feedback and input throughout the project. Our hope is that your questions and ideas will strengthen the work of pilot sites, and that staff in jurisdictions across the state will learn along the way as the work of the pilot sites progresses. Reach out any time to Jo Beletic at the Colorado Lab (joanna@coloradolab.org)

What are Data Dashboards?

Dashboards are designed to examine the work of the prosecutor's office as a whole. They take data from the Case Management System (in Colorado, the Action system) and display it visually so it is easier to see and understand. The national Prosecutorial Performance Indicators project has developed a menu of 55 data elements that Colorado offices can choose from. The Colorado District Attorneys' Council is providing data from Action to support dashboard development. To learn more about the types of data that can be presented in dashboards, [click here](#).

Dashboard Examples

It's also helpful to learn from other jurisdictions across the country:

- **Milwaukee County District Attorney's Dashboard** includes an examination of diversion and deferred prosecution agreements by race and ethnicity.
- **King County Prosecuting Attorney's Dashboard** includes an interactive visualization of open cases, searchable by crime category.
- **Hillsborough (Tampa) County State Attorney's Office Dashboard** includes indicators on addressing serious crime, such as violent crimes referred for prosecution, trials for violent crimes that resulted in acquittal, and new violent cases filed by the defendant's criminal history.

Why Dashboards Are Important

In Colorado, we are developing both external- and internal-facing dashboards. The goal of an external dashboard is to share information with the public to strengthen understanding about the work of the DA's office. The goal of an internal dashboard is to help the office achieve effective, efficient, and fair practices. Together, the dashboards support:



Transparency • Ensuring that the DA's office is communicating what it is doing and the outcomes of its work



Efficiency • Using resources wisely and being good stewards of public funding



Justice and Fairness • Identifying and prioritizing actions to reduce disparities at points of prosecutorial discretion and to ensure the fair treatment of victims and defendants



Data-driven Decision-making • Learning what is going well and where there is room for improvement, ensuring decisions are grounded in systematically collected data

The Value of Dashboards to My Work

Check out this helpful, at-a-glance listing of the value dashboards provide to staff in different roles, including management, deputy district attorneys, legal assistants, victim witness staff, investigators, and diversion staff.

[Learn More](#)

Key First Step: Putting Together a Workgroup

As the project kicked off, each of the eight pilot sites created a workgroup. Members have both formal and informal leadership roles as well as varying levels of tenure with the office, and represent diverse roles and perspectives, such as:


- Deputy DAs from county and district court
- Legal secretaries and administrative support staff
- Investigators
- Victim/witness liaisons
- Diversion staff
- Public information officers

This inclusive approach means that workgroup members can advocate for what they deem most beneficial and useful for their area of work, and serve as a liaison for their unit.

Through monthly meetings, each workgroup is:

- Conducting a capacity assessment to understand office priorities, practices, and culture;
- Strategizing how to roll out the project internally and foster a data-driven office culture;
- Identifying what data should be included in the dashboard and where there may be challenges with data availability or quality; and
- Developing a plan to engage community members and stakeholders so that dashboards are useful and relevant.

Workgroups also are intentionally communicating about this project, sharing information with staff across their offices to strengthen understanding about the project, dashboards and their value, and the development and implementation process.




“ This dashboard is not only going to give us the innovative tools needed to be more effective and efficient in our jobs but will enhance transparency and accountability to the people we serve. We will be able to utilize aggregate data to promote evidence-based solutions and ensure equitable decision-making throughout our office. The ability to collect and analyze this information will also provide us with the foundation needed for meaningful conversations around criminal justice that foster trust and enhance community safety.

– Alexis King, District Attorney First Judicial District ”




“ As we work to build trust with the communities we serve, we need to foster a greater understanding of what our work truly involves. Greater transparency through public-facing dashboards helps our community better understand what we are trying to do every single day in our pursuit of justice, and the internal metrics help us to ensure we’re on track to achieve our goals.

– John Kellner, District Attorney 18th Judicial District ”



Know someone else who would benefit from receiving this newsletter? [Sign up here!](#)



Want to see something specific in this newsletter? [Let us know!](#)

A partnership of



The Colorado Prosecutorial Dashboard project is funded by the Microsoft Justice Reform Initiative.